

Small Cap Growth

Benefitting from DISCOVERY and REDISCOVERY

Profile

- Disciplined investment process consistently executed since 1976
- Seasoned team of 5 portfolio managers and a senior analyst with an average of 27 years of experience
- Limited institutional client base
- Assets under management \$1.7 billion

Investment Process

We identify INFORMATION GAPS in Discovery and Rediscovery Phase Companies.

Discovery Phase:

For companies in the early stages of their investment cycle, we look for superior growth prospects (long-term EPS growth of at least 20%).

Rediscovery Phase:

Rediscovery companies offer near-term earnings acceleration due to factors such as a change in management, an improved competitive position, a new product cycle or a cyclical upturn. We also look for companies that are takeover candidates. Rediscovery companies are expected to provide a minimum of 40% EPS growth over the next twelve months, or sell at a 40% discount to a company's takeover price.

Team Continuity

- William A. Grierson, CFA, 30 years
- Daniel J. Hagen, CFA, 38 years
- Paul E. von Kuster, CFA, 48 years
- Allison S. Lewis, CFA, 13 years
- Ryan H. Smith, CFA, 18 years
- Samuel D. Smith, CFA, 16 years

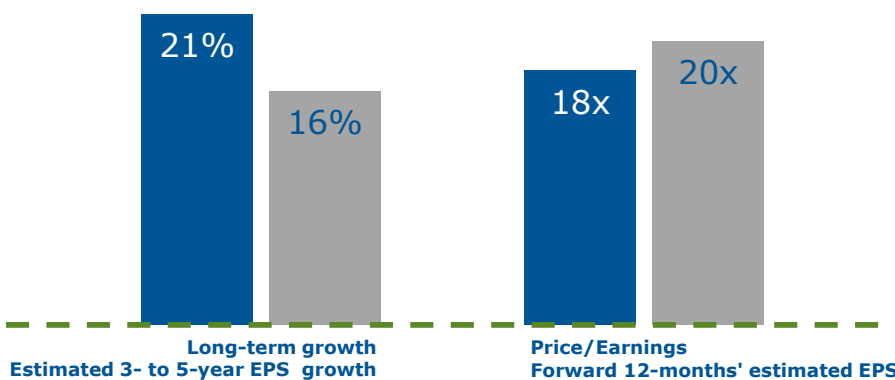
LONG TERM. PROVEN.
3 styles + 7 strategies
ONE PEREGRINE.

Philosophy

Information Gap \ in•for•ma•tion gap \ *n.*: a disconnect between stock price and fundamentals. Information gaps occur most frequently and are most attractive in small, rapidly growing companies.

Significant Appreciation Potential, Downside Protection

Illustration of an INFORMATION GAP



Peregrine vs. Russell 2000® Growth

Historical average as of June 30, 2022

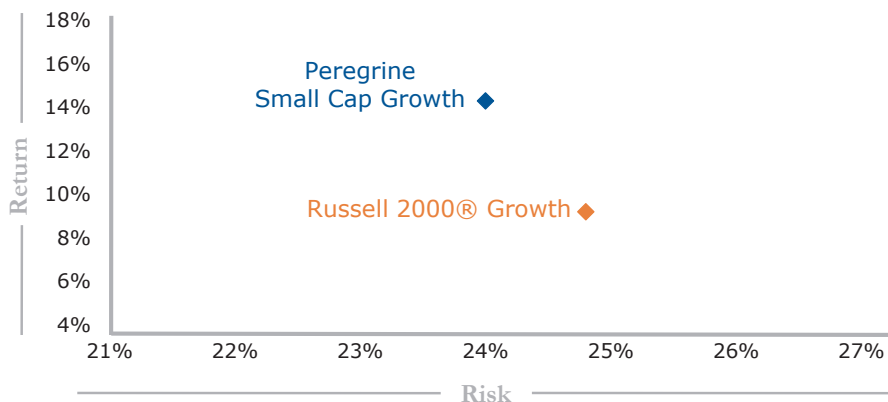
Portfolio Characteristics

5-Year earnings growth (forward)	22%
P/E (forward 12)	16x
Weighted Avg. Cap. (\$M)	\$4,773
Median Cap. (\$M)	\$3,094
P/B	3.6x
ROE	7.5%
Dividend Yield	0.56%
Turnover (1 year)	48%
Stocks in the portfolio	123

Top 10 Holdings

- Icon PLC
- Syneos Health
- Avantor
- PTC Inc
- Black Knight
- KBR Inc
- Ciena Corp
- Omnicell
- SS&C Technologies
- ASGN Inc

**Above Benchmark Returns,
Below Benchmark Volatility—**



Dates back to the inception of the benchmark on 1/1/79 through 6/30/22.
Risk is defined as annualized standard deviation.

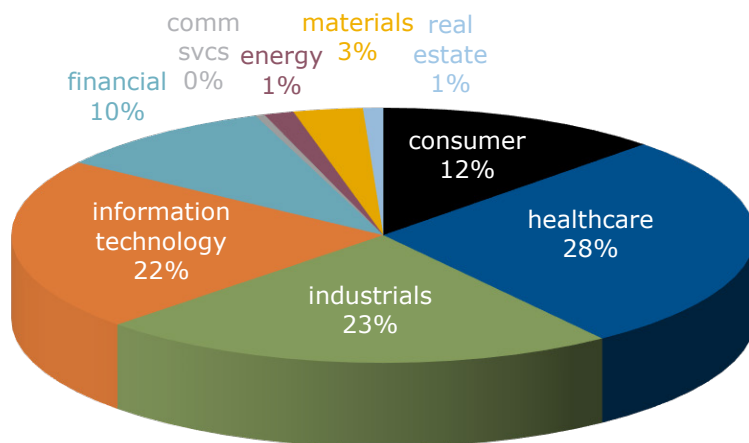
Commitment

Peregrine’s Client Service & Marketing professionals are dedicated to understanding your individual needs, assuring customized client service and developing a long-term, attentive relationship.

Stefanie M. Adams
(612) 343-7660
RuthAnn DeFrang
(612) 343-7639

800 LaSalle Avenue - Suite 1750
Minneapolis, Minnesota 55402
(612) 343-7600
(888) 343-7600
peregrine.com

Sector Weights—



Peregrine Small Cap Growth Composite —

	Periods ended June 30, 2022							
	Second Quarter	Year-to-Date	One Year	Three Years	Five Years	Ten Years	Twenty Years	Since Inception 1/1/1979
Peregrine Small Cap Growth								
Composite gross of fees (%)	-15.2	-24.7	-22.1	6.7	9.3	12.1	9.9	14.3
Composite net of fees (%)	-15.3	-24.9	-22.5	6.1	8.8	11.4	9.2	13.4
Russell 2000® Growth (%)	-19.3	-29.5	-33.4	1.4	4.8	9.3	8.3	9.2

The Small Cap Growth composite is compared to the Russell 2000® Growth Index. The benchmark is most reflective of the objectives and holdings of the style. The composite includes all fully discretionary portfolios invested in Peregrine’s Small Cap Growth strategy. Net performance includes the effect of advisory or performance fees, while gross performance does not. Both gross and net performance reflect the reinvestment of dividends and interest, and the deduction of brokerage or other commissions, and any other expenses that a client would have paid or actually paid, other than custodial fees. Performance for the period 1/1/79 through 7/1/84 is for accounts managed by the Small Cap Growth team while they were employed by Peregrine’s former parent company and managed the same strategy. The Small Cap Growth style inception is 1/1/76. The Russell 2000 Growth inception is 1/1/79. Past performance is no guarantee of future results. As with any investment there is always potential for gains as well as the possibility of losses.